

## Board Member Boot Camp - August 21, 2021

Given the pandemic, the in-person experience at Boot Camp will differ from past offerings. Participants will have an opportunity to ask questions and participate in polling online at <https://chi.cnf.io/> **or** through the NACHC Mobile App. Given social distancing, NACHC staff can help attendees with instructions on how to access these items but are unable to handle the personal devices of participants.

### Participants will need to:

#### 1. Connect to the Internet

**Network Name: NACHC Conference      Password: Patients**

#### 2. Scan the QR Code for the session. To scan the code, point the camera of a mobile device at the QR code. Open the website that pops up. (Or visit <https://chi.cnf.io/> and select the appropriate session.)


**8:00-10:00 am**

CBC1 –Board Member Boot Camp  
Part 1: Overview of Health Center  
Board Roles & Legal Duties of  
Board Members




**10:30-11:30 am**

CBC2 –Board Member Boot Camp  
Part 2: The Fundamentals of Board  
Financial Oversight



**12:45-2:45 pm**

CBC3 – Board Member Boot Camp Part  
3: Critical Components of Health Center  
Governance -- Quality Oversight and  
Board Member Advocacy



**OR**

#### 3. Use the NACHC Mobile App

- If you need to download the NACHC Mobile App, please see directions on the other side of this handout.
- Once the NACHC Mobile App is on your device and you have logged in:
  - i. Open the App
  - ii. Click on “Sessions”
  - iii. Select date, Sat, August 21
  - iv. Select the appropriate session
    - **8:00-10:00 am:** CBC1 – Board Member Boot Camp Part 1: Overview of Health Center Board Roles & Legal Duties of Board Members
    - **10:30-11:30am:** CBC2 – Board Member Boot Camp Part 2: The Fundamentals of Board Financial Oversight
    - **12:45-2:45pm:** CBC3 – Board Member Boot Camp Part 3: Critical Components of Health Center Governance -- Quality Oversight and Board Member Advocacy
  - v. Click on “Feedback/Polling” to pose a question of the speakers or participate in polling

## How to locate and download the Mobile App from Google Play Store or Apple:


1. Launch the Google Play Store or App Store or use the following QR Codes

Apple App Store



Google Play Store



2. If you have launched the Google Play Store or App Store (and not scanned the QR Codes), search for **NACHC Mobile**. If you scanned the QR Code, go to step 3.
3. Tap the event app icon/listing
4. Tap Install
5. Enter Google ID or Apple ID password and click OK
6. Tap Accept and Download
7. App will download and display on your phone
8. Tap the NACHC Mobile App
9. Tap the  icon
10. Tap 2021 Convention & Community Health Institute

Once you have downloaded the app, you **MUST** log in to access presentations and participate in polls and feedback requests.

Note: Adobe Reader **MUST** be installed on your android device to open the presentations.

### **Forgot your iMIS login and password?**

1. Go to a browser and type in **NACHC.org**
2. On the right side under Membership, click **Manage Your Account**
3. Click **Forgot Your Password**
4. **Enter your email**

**You will immediately receive an email with your iMIS login and password.**

**Need more information about the NACHC Mobile App? See page 12 in the Conference Program.**